



Bulletin HY14-2003-B1/US

Hydraulic Remote Controllers Commercial, Gresen, Parker

Effective: February 1, 2007
Supersedes: March 15, 2004



Mounting Dimension
Comparison and
Part Number
Cross Reference List

**WARNING**

FAILURE OR IMPROPER SELECTION OR IMPROPER USE OF THE PRODUCTS AND/OR SYSTEMS DESCRIBED HEREIN OR RELATED ITEMS CAN CAUSE DEATH, PERSONAL INJURY AND PROPERTY DAMAGE.

This document and other information from Parker Hannifin Corporation, its subsidiaries and authorized distributors provide product and/or system options for further investigation by users having technical expertise. It is important that you analyze all aspects of your application and review the information concerning the product or system in the current product catalog. Due to the variety of operating conditions and applications for these products or systems, the user, through its own analysis and testing, is solely responsible for making the final selection of the products and systems and assuring that all performance, safety and warning requirements of the application are met.

The products described herein, including without limitation, product features, specifications, designs, availability and pricing, are subject to change by Parker Hannifin Corporation and its subsidiaries at any time without notice.

Offer of Sale

The items described in this document are hereby offered for sale by Parker Hannifin Corporation, its subsidiaries or its authorized distributors. This offer and its acceptance are governed by the provisions stated in the "Offer of Sale".

© Copyright 2006, 2003, Parker Hannifin Corporation, All Rights Reserved

HY14-2003-B1cvr.p65



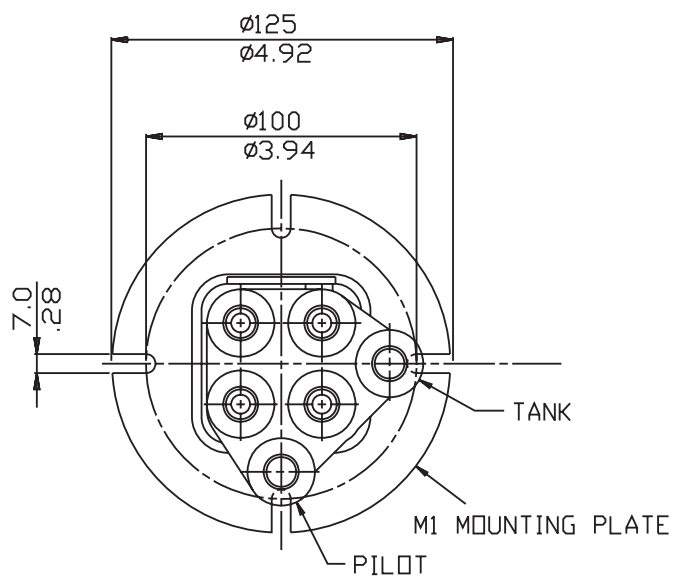
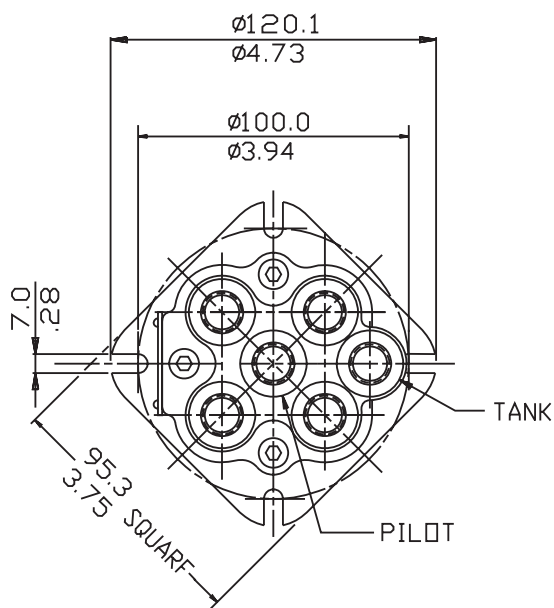
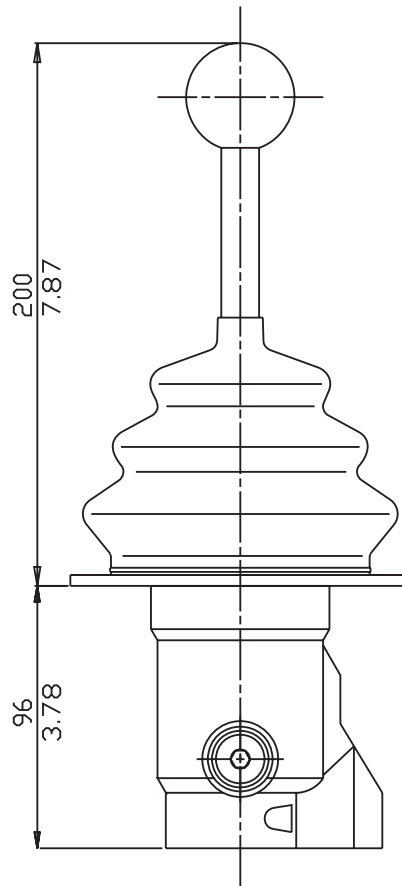
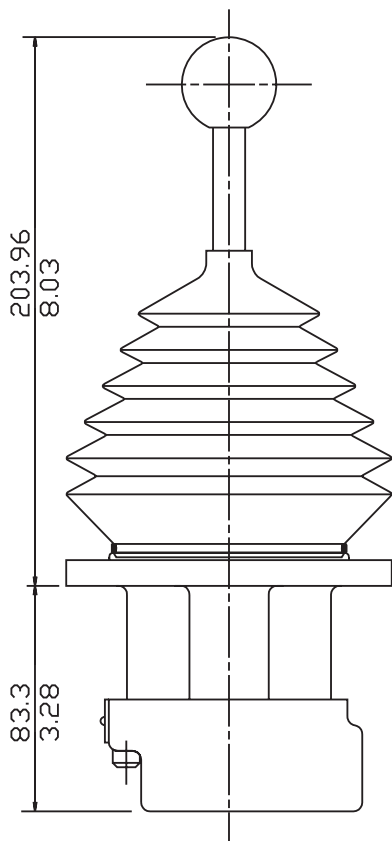
CROSS REFERENCE LIST

Hydraulic Remote Controllers - Commercial and Gresen to Parker

CROSS REFERENCE LIST - Hydraulic Remote Controllers - Commercial and Gresen to Parker							
COMMERCIAL CONTROLLERS							
TYPE	HANDLE TYPE	CODE	PART NUMBER	SPRING PACK RANGE	PARKER PT. NO.	PRODUCT SPEC. NO.	Notes:
Joystick	Ball	DVHRC-DD	361-9171-008	50-200	20012702	PCL401-04-UT04-001	
Joystick	Ball	DVHRC-AD	361-9171-006	100-300	20012703	PCL401-04-UT04-002	
Stackable	Ball	DVHRC-DS	361-9171-005	50-200	20012710	PCL402-02-UT04-002	
Stackable	Ball	DVHRC-AS	361-9171-010	100-300	20012711	PCL402-02-UT04-003	
Joystick	Grip w/rocker	DVHRC-DDE	361-9171-009	50-200	20012704	PCL401-04-UT04-003	
Joystick	Grip w/rocker	DVHRC-ADE	361-9171-007	100-300	20012705	PCL401-04-UT04-004	
Stackable	Ball	DVHRC-DSM	361-9171-301	50-200	20012712	PCL402-02-UT04-004	Marine Version
Stackable	Ball	DVHRC-ASM	361-9171-302	100-300	20012713	PCL402-02-UT04-005	Marine Version
Joystick	Ball	DVHRC-DDM	361-9171-304	50-200	Not Available		Marine Version
Joystick	Ball	DVHRC-ADM	361-9171-303	100-300	Not Available		Marine Version
Foot Pedal	Not Applicable	DVHRC-DF	361-9171-307	50-200	20012714	PCL402-02-UT04-006	
Foot Pedal	Not Applicable	DVHRC-AF	361-9171-308	100-300	20012715	PCL402-02-UT04-007	
GRESIN CONTROLLERS							
TYPE	HANDLE TYPE	CODE	PART NUMBER	SPRING PACK RANGE	PARKER PT. NO.	PRODUCT SPEC. NO.	Notes:
Joystick	Standard	HCJ	08650551	55-205	20012706	PCL401-04-UT04-005	
Joystick	Standard	HCJ w/ K-HCJ-GRIP	Not Available	55-205	20013890	PCL401-04-UT04-053	
Joystick	Standard	HCJ2-MH-NS	26157096	55-205	20012708	PCL401-04-UT04-007	
Joystick	Standard	HCJ2-MH-PB	26157097	55-205	20012709	PCL401-04-UT04-008	
Joystick	Standard	HCJ-SS	08650552	55-205	Not Available		Marine Version
Stackable	Standard	HCS-L/HCS-R	08650555/8650553	55-205	20012719	PCL402-02-UT04-011	M3 Mounting Plate
Stackable	Standard	HCS-L/HCS-R	08650555/8650553	55-205	20014367	PCL402-02-UT04-078	M4 Mounting Plate
Stackable	Standard			55-205	20014315	PCL402-02-UT04-074	S2 Friction, M3
Stackable	Standard			55-205	20014369	PCL402-02-UT04-079	S2 Friction, M4
Stackable	Standard	HCS-L-SS	08650556	55-205	20012718	PCL402-02-UT04-010	Marine Version
Stackable	Standard	HCS-R-SS	08650554	55-205	20012718	PCL402-02-UT04-010	Marine Version
Foot Pedal	Not Applicable	HCF	08650557	55-205	20012720	PCL402-02-UT04-012	

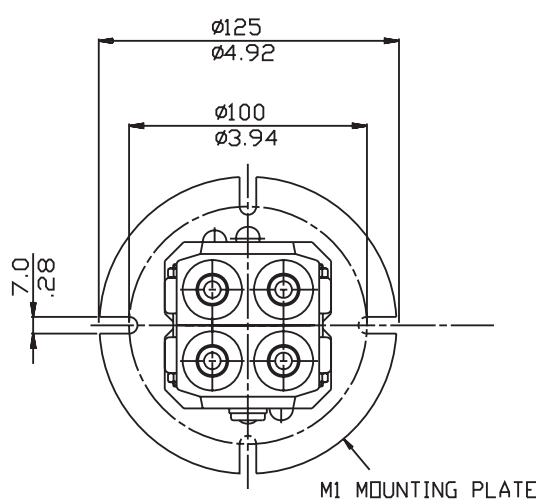
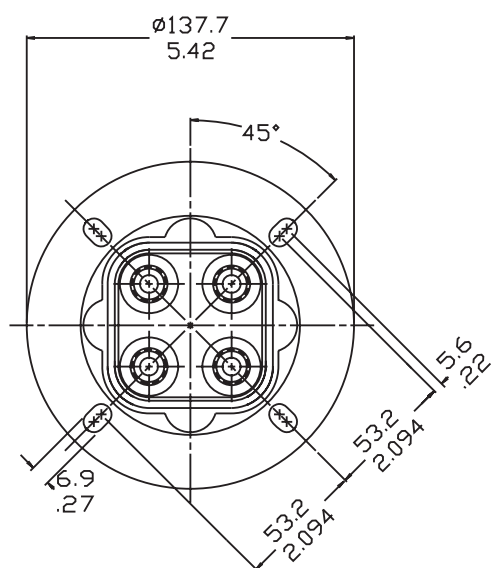
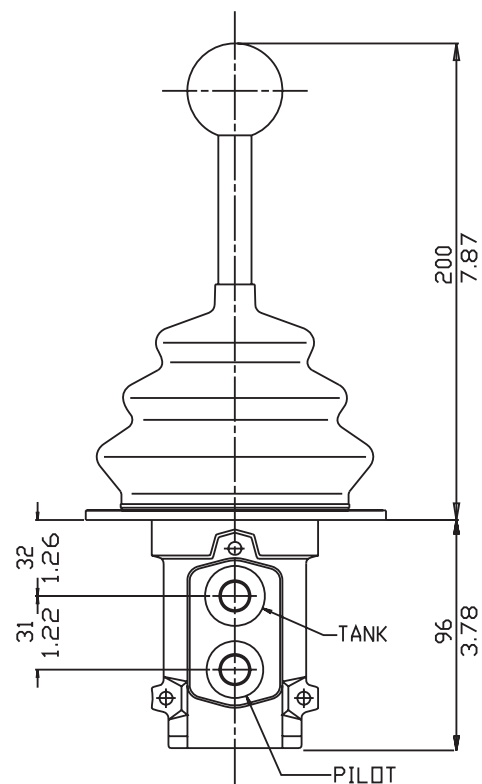
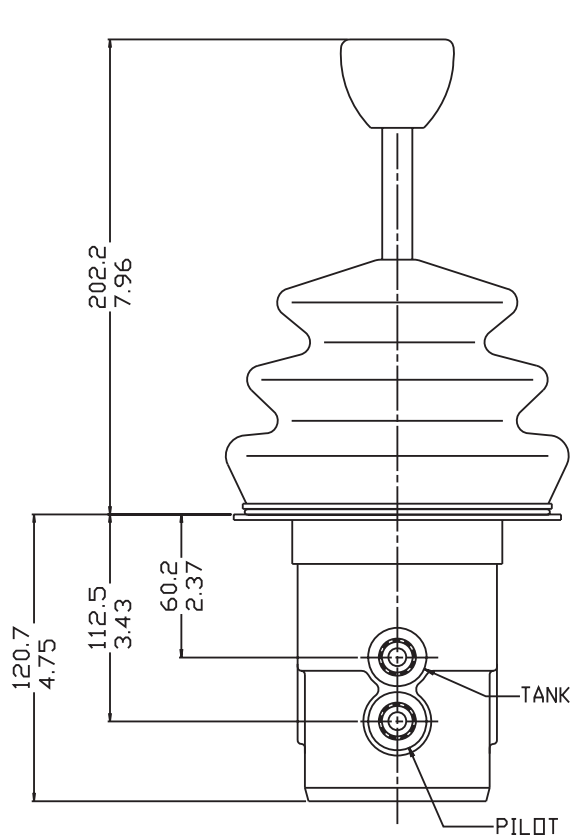
Dimensions**Hydraulic Remote Controllers
Commercial to Parker Joysticks**

Inch equivalents are shown below millimeter dimensions

**OLD COMMERCIAL JOYSTICK****PARKER REPLACEMENT JOYSTICK**

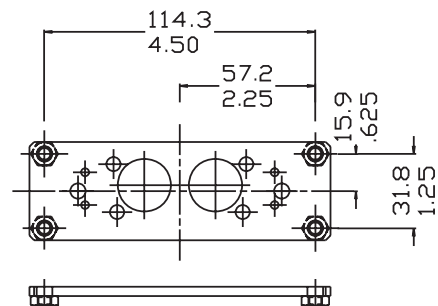
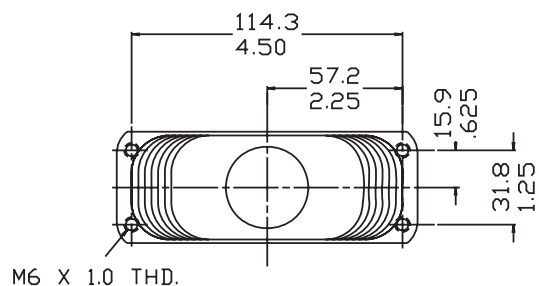
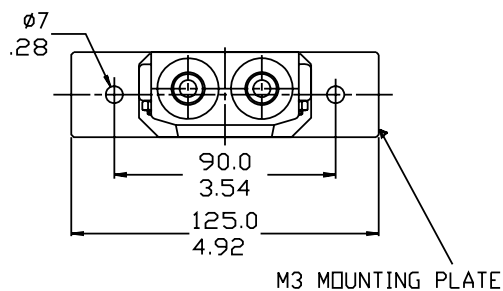
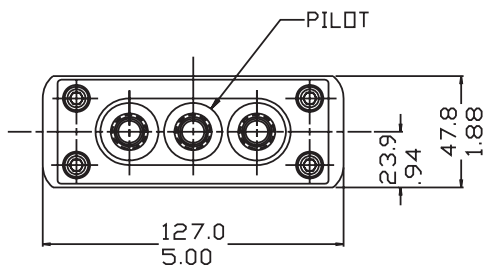
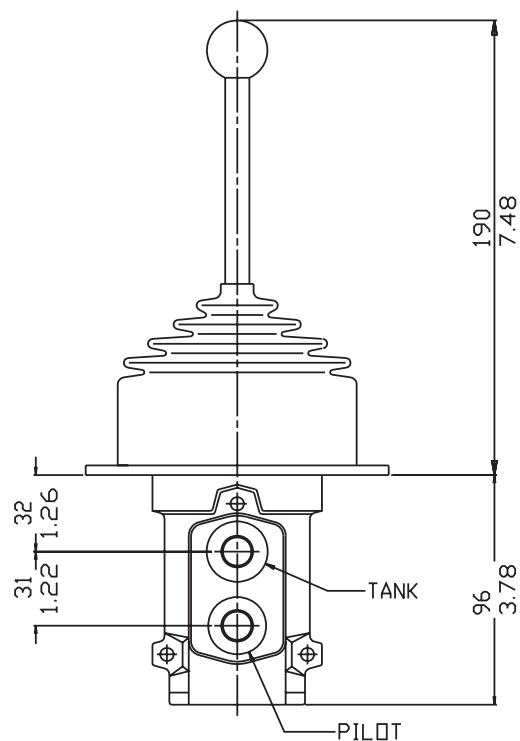
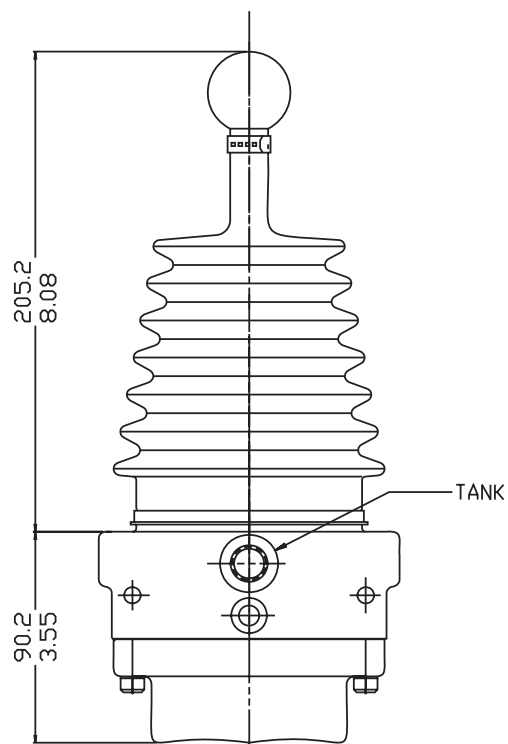
Dimensions**Hydraulic Remote Controllers
Gresen to Parker Joysticks**

Inch equivalents are shown below millimeter dimensions

**OLD GRESEN JOYSTICK****PARKER REPLACEMENT JOYSTICK**

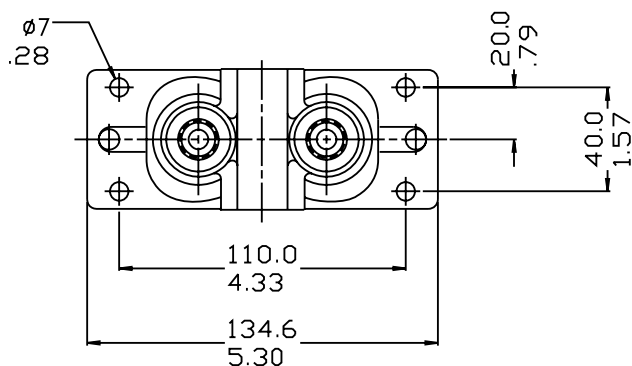
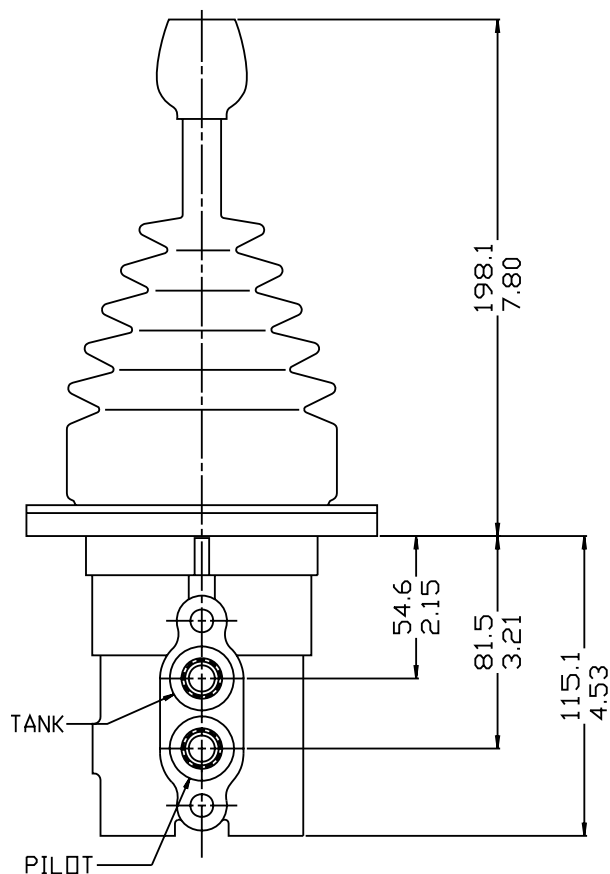
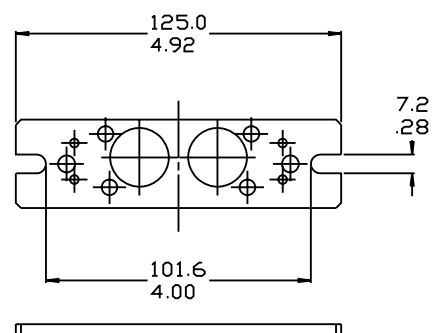
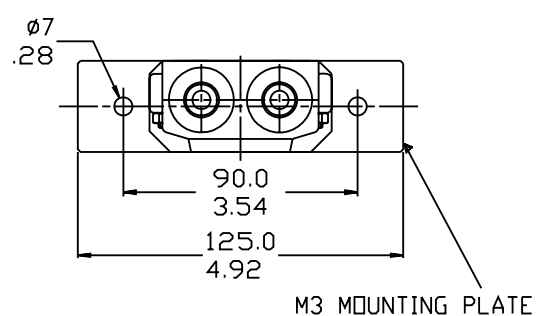
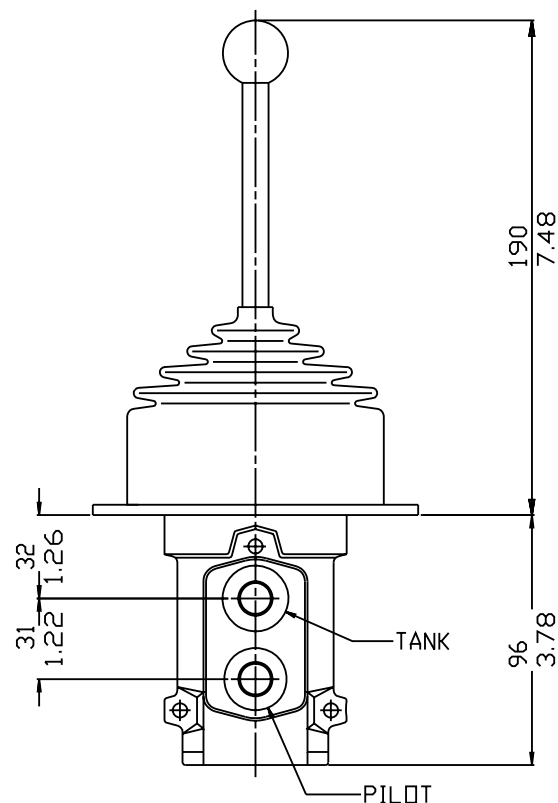
Dimensions**Hydraulic Remote Controllers
Commercial to Parker Stackables**

Inch equivalents are shown below millimeter dimensions

**OPTIONAL PH-00001
MOUNTING PLATE****Note: Only required if need to
install controller in existing cutout.****OLD COMMERCIAL STACKABLE****PARKER REPLACEMENT STACKABLE**

Dimensions**Hydraulic Remote Controllers
Gresen to Parker Stackables**

Inch equivalents are shown below millimeter dimensions

**OLD GRESEN STACKABLE****OPTIONAL PH-00009
MOUNTING PLATE****M3 MOUNTING PLATE****PARKER REPLACEMENT STACKABLE**



Parker Hannifin Corporation
Hydraulic Valve Division
520 Ternes Avenue
Elyria, Ohio, USA 44035
Tel: (440) 366-5200
Fax: (440) 366-5253
www.parker.com/hydraulicvalve

Bulletin HY14-2003-B1/US,
2.5M, 1/07, PHD